



A D T
SCHOOL OF AESTHETIC A.R.T

PROSPECTUS

ADVANCED AESTHETIC PRACTICE





WELCOME

Welcome, and thank you for your interest in School of Aesthetic A.R.T.

We are committed to delivering the highest standard of education for our Trainees. We are motivated by progressing towards a successful record of high achievements and trainees career progression. We are determined to raise the bar so our trainees can compete for the best career opportunities. In this prospectus, you will find details of the most extensive beauty and aesthetic courses in the South East of England.

You are close to embarking on the most rewarding of experiences, and I trust that everyone you meet along the way will do all they can to help you.

We're confident you'll be able to find a course that matches your goals - from both a personal and a career perspective. Our expert staff will help you to make decisions about what is right for your development and find the course that offers the best possible chance of success in the future.

In addition to the range of courses that can be studied at School of Aesthetic A.R.T, this prospectus also introduces the comprehensive range of support services and facilities available.

If you would like any further information, please do not hesitate to contact us. We look forward to seeing you at School of Aesthetic A.R.T soon.

Kind Regards
Emalene Grove



CONTENTS

Introduction.....	3
Training Structures.....	4
Progression Route.....	5
Pathway to Aesthetics.....	6
Level 4-7 Skin Rejuvenation.....	8
Level 4-7 Laser & Light.....	10
Level 4 Cosmetic Skin & Body.....	14
Level 4 Permanent Makeup.....	20
Aesthetic Specialist Courses.....	22
Business Enhancement Workshops.....	26
Level 2-3 Beauty Therapy Qualifications.....	29
Lashes & Brow Courses.....	33
Nail Courses.....	37
Student Information.....	39
Enrolment Procedure.....	40
About School of Aesthetic A.R.T: Emalene Grove & Team.....	41



HIGHEST INDUSTRY STANDARD

We are a CIBTAC accredited centre who have recently successfully completed a full on-site audit against the CPSA standards for aesthetic practice. Our key training aim is to provide you a pathway to success within aesthetics, offering courses such as **CIBTAC Level 4 Laser and Light Courses** and the unique and **internationally recognised IQ Verify Level 4-7 progression framework in Skin Rejuvenation Techniques**. Meanwhile, we have also developed a comprehensive range of advanced aesthetic courses that are independently accredited by Open Collage Network, it is therefore recognised by most insurance companies.

All of our courses are developed in line with **HEE (Health Education England)** guidelines and our newest Level 4-7 programme has also been developed to meet the more recent Cosmetic Practice Standards Authority (CPSA) for Skin Rejuvenation. You can rest assured that you are going to get the highest standard training at our centre.

TRAINING PROGRAMMES THAT SUIT YOUR NEEDS

Our courses have been designed and developed to be modular in nature with a flexible, blended learning approach for ease of access by busy working professionals looking for progressive training.

You will be able to get access to our online resources. This allows you to tailor your studies around your work, family and social commitments. Personal tutor support will be available to all our learners and most of our training courses include individual practical training. Equally you can build your qualifications gradually in line with your needs and budget.

TRAINING STRUCTURES

We provide a complete progression route from foundation beauty therapy to advanced aesthetic training, as well as specialised courses and workshops to support your career advance.

BRIDGE QUALIFICATION - PATHWAY TO AESTHETICS

Level 3 Certificate in Principles of Cosmetic Practice (CIBTAC)

MICRONEEDLING & SKIN PEEL (LEVEL 4-7)

Level 4 in Skin Rejuvenation for Aesthetic Practitioners (IQ Verify)

Level 5 in Skin Rejuvenation for Aesthetic Practitioners (IQ Verify)

Level 6 in Skin Rejuvenation for Aesthetic Practitioners (IQ Verify)

Level 7 in Skin Rejuvenation for Aesthetic Practitioners (IQ Verify)

LASER & LIGHT (LEVEL 4-7)

Level 4 Laser & Light for Skin Rejuvenation & Hair Reduction (CIBTAC)

Level 5 Laser & Light for Vascular & Tattoo Removal (OCN-Credit4 Learning)

Level 6 Fractional Laser & Pigmentation Treatment (OCN-Credit4 Learning)

Level 7 Advanced Tattoo Removal within Periorbital Rim

COMING SOON

COSMETIC SKIN & BODY (LEVEL 4)

Level 4 Dermaplaning (OCN-Credit4 Learning)

Level 4 Plasma Skin Treatments (OCN-Credit4 Learning)

Level 4 Advanced Electrical Applications for Face (OCN-Credit4 Learning)

Level 4 Advanced Electrical Applications for Body (OCN-Credit4 Learning)

Level 4 Blemish Removal with Theromlysis & Cryotherapy (OCN-Credit4 Learning)

PERMANENT MAKEUP & MICROBLADING (LEVEL 4)

Level 4 Foundation SPMU (OCN-Credit4 Learning) - includes application for brow, lips and eyes

Level 4 Eyebrow Microblading Techniques

Level 4 SPMU Specialist Removal and Correctional

COMING SOON

COMING SOON

SPECIALIST AESTHETIC COURSES

Level 4 -7 Platelet Rich Plasma Therapy for Skin Rejuvenation (include Phlebotomy & First Aid)

Level 3 Phlebotomy in Aesthetic Practice

Level 3 First Aid

FOUNDATION BEAUTY

Level 2 Beauty Therapy (CIBTAC)

Level 3 Beauty Therapy (CIBTAC)

Level 2 Au Natural Lash Enhancements

Level 3 Lash Extensions (classic)

Level 3 Advanced Lash Extensions (Russian & Hybrid)

Level 2 Pedicure and Manicure Treatments

Level 3 Nail Enhancement

STAND ALONE CPD ACCREDITED COURSE

Level 7 Aligned Injectable eLearning

Core of Knowledge

Covid Infection Control

COMING SOON

COMING SOON



PROGRESSION ROUTE

Entering into Aesthetics is an exciting and rewarding journey. When the industry landscape is changing, it is essential for you, a future practitioner, to go through highest standard trainings that will ‘future proof’ your career.



If you are Level 3 Beauty Therapy Qualified, or Health Care Professionals

Depends on your subject of interest, you can start at Level 4 and work your way up. For IQ Verify Skin Rejuvenation Scheme, it is required for all candidates to start at Level 4, and can only proceed to a higher level until the previous one is achieved.

For practitioners who already have relevant experience in the subject, we have RPL (Recognition of Prior Learning) scheme to transfer your experience into recognised certifications.

If you do not have a full Level 3 Beauty Therapy qualification, or doesn't have industry background

You can take our **Bridge Qualification: CIBTAC Level 3 Certificate in the Principles of Cosmetic Practice**. This will enable you to have the essential skills to work in a salon setting and prepare you with the foundation knowledge to advanced into aesthetic trainings including Skin Peels, Skin Micro-needling, Laser & Light Therapy and much more.



PATHWAY TO AESTHETICS

BRIDGE QUALIFICATION

🕒 Hours Of Study: 144-277

🏆 Credit Value: 21-38

📅 Practical Day: To Be Confirmed

CIBTAC LEVEL 3 CERTIFICATE IN THE PRINCIPLES OF COSMETIC PRACTICE



Are you looking to enter into Aesthetic Industry but don't have relevant beauty therapy background? This is where you can start your rewarding journey.

This qualification is OFQUAL Recognised. It aims to provide Learners with the knowledge and skills to carry out the recognised skin analysis and assessment treatments in today's market.

UNITS & AREAS OF STUDY

This qualification is made up from 4 mandatory units:

Mandatory section A – All units to be taken

1. Monitor and maintain health and safety in the salon
2. Client care and communication in beauty related industries
3. Provide skin analysis and assessment
4. Beauty therapy science

Mandatory section B – one unit to be taken

1. Knowledge of anatomy and physiology for skin treatments
2. Knowledge of anatomy and physiology for beauty and spa therapy

Optional section C – unit may be taken if chosen

1. Provide Electrical Epilation

UPON COMPLETION

It opens the door for a wider range of beauty and aesthetic procedures including Level 4 Laser & Light for Hair Removal and Skin Rejuvenation, Face and Body Electrotherapies, Fibroblast Plasma Skin Lifting, Dermaplaning and much more.



ENTRY REQUIREMENTS – ONE OF THE FOLLOWING:

Learners should either be working in or aspiring to join the Beauty Industry if possible.

They should ideally have: a good general education, including GCSE Mathematics and English, A* – C.

This may also include achievement of Functional Skills or Essential Skills in Mathematics and English



COURSE FORMAT

Intensive On Site Course (4 days)

Training will be held in a small group environment.

Distant Learning (1 day a week, 3 months)

Include self-study materials, email/phone support, individual tutorials and Q&A sessions



ASSESSMENT METHODS/TASKS

- External Exam carried out and marked by CIBTAC
- Portfolio and evidence of learning will also be reviewed at the time of exam



IDEAL FOR

Aspiring candidates who would like to be aesthetic practitioners who are specialised in skin rejuvenation, laser and other areas but without a full Level 3 Beauty Therapy qualification or relevant industry background.



IQ VERIFY LEVEL 4-7 IN SKIN REJUVENATION TECHNIQUES FOR AESTHETIC PRACTITIONERS

Progress with confidence and enrol on the only progression framework that has been developed by a recognised certification body against a recognised ISO and tailored to meet all of the latest cosmetic guidelines

IQV are a recognised UK Certification Body. Drawing upon the internationally recognised standard ISO17024:2012, IQ Verify have developed a unique competency framework aimed to provide a **recognised route of progression against the latest cosmetic guidelines**.

Academic progression is the first step towards **future proofing your own career** and it is essential that this progression is conducted against the latest standards of aesthetic practice. Recognised guidelines for Skin Rejuvenation treatment have been in place since 2015 (HEE) and so it is these that are used to provide a robust framework of student progression.

THE SCHEME MEETS:

- The requirements of the internationally recognised accreditation standard **ISO17024:2012**, giving candidates internationally recognised certification.
- The requirements of: **Health Education England (HEE)** Qualification Requirements for the Delivery of **Cosmetic Procedures** and **Cosmetic Practice Standards Authority (CPSA)** Skin Rejuvenation Guidelines.

UPDATE APRIL 2020:

- *Following 10 months of independent review, the IQ Verify Level 4 in Skin Rejuvenation Techniques for Aesthetic Practitioners - has now been officially accredited by the United Kingdom Accreditation Service (UKAS).*
- *It is **the first and only** ISO17024 aligned aesthetic certification in the UK to achieve such recognition and this is a big step forward towards raising the standards of better education across the sector.*

INTERNATIONALLY RECOGNISED

ISO Standards are **recognised in over 70 countries around the world** – they are one of the highest levels of quality assurance available. Candidates who meet the requirements of this unique IQ Verify ISO aligned certification scheme can set themselves apart from their peers, with a certification of truly international value.

IQ VERIFY LEVEL 4-7

SKIN REJUVENATION

COURSE STRUCTURE & LEARNING OUTCOME

The scheme has been divided into four levels of certification (4-7) providing a progression framework for all candidates between Levels 4 and 7. Candidates must be able to achieve the requirements of each level in order to progress and be certified against the next. This is because each level covers the necessary requirements to practice more advanced techniques and assessing competency at each level ensures safe practice and patient safety.

Candidates will develop their skills in the following techniques at each level:

LEVEL 4

- Facial Microneedling (0-0.5mm)
- Non-Facial Microneedling (0-1.0mm)
- Very Superficial Chemical Peels to the Stratum Corneum

LEVEL 5

- Facial Microneedling (0.5-1.0mm)
- Non-Facial Microneedling (1.0-1.5mm)
- Superficial Chemical Peels to the Mid-Epidermis

LEVEL 6

- Facial Microneedling (1.0-1.5mm)
- Non-Facial Microneedling (1.5-2.0mm)
- Grenz Depth Chemical Peels

LEVEL 7

- Medium Depth Chemical Peels

3 YEAR RE-ASSESSMENT REQUIREMENT

In line with CPSA standards, re-assessment is mandatory for all learners and must be successfully completed and passed prior to the 3-year anniversary of the certification. This is to maintain your competency over time and gain professional accountability through certificate ownership.



LEVEL 4

ENTRY REQUIREMENTS

A. Applicable Professions

Including but not limited to: qualified plastic surgeons, doctors, dentists, nurses, pharmacists, midwives, dermatologists, dental hygienists, dental therapists, optometrists, physiotherapists, radiographers, paramedics, clinical scientists, bio-medical students, beauty therapists...

B. Level of Qualification

A regulated Level 3 Qualification in cosmetic practice and/or beauty therapy – including but not limited to: Level 3 Certificate in the Principles of Cosmetic Practice; Level 3 Diploma in Beauty Therapy (General) etc.

C. Level of English

If English is not the applicant's first/native language, an English language level of International English Language Testing System (IELTS) 6.5 in all components, or equivalent, will be required. Only IELTS less than 2 years will be accepted.



COURSE DURATION

- Level 4-6: 2 month full time or 6 months part time (per level)
- Level 7: 1 month full time or 3 months part time



DELIVERY / ASSESSMENT METHODS/TASKS

- Training delivered via remote/ distance eLearning and face to face clinical mentoring sessions with our trained tutors and real patients.
- Examinations delivered via an externally set MCQ examination, examined live treatment demonstrations and practical simulations for additional essential skills such as complication management and referral



LASER & LIGHT

LEVEL 4

LASER & LIGHT

 Hours Of Study: 130

 Credit Value: 17

 Practical Day: 1

LEVEL 4 CERTIFICATE IN LASER & LIGHT TREATMENT

This is a CIBTAC Level 4 Certificate Qualification. It is aimed at equipping therapists with the knowledge and skills to carry out the recognised laser and light skin rejuvenation treatments in today's market.



The training programme we deliver here is a CIBTAC Level 4 Certificate in Laser and Light Skin Rejuvenation Qualification.

PRACTICAL ELEMENTS FOR THE CERTIFICATE WILL ENABLE YOU TO:

- Maintain health, safety and security practices within the salon / working environment
- Follow emergency procedures
- Communicate effectively with client
- Provide client care
- Prepare and provide laser and light skin rejuvenation treatments

KNOWLEDGE ELEMENTS FOR THE CERTIFICATE WILL ENABLE YOU TO:

- Understand the requirements for monitoring health and safety within the salon
- Understand the anatomy and physiology of the integumentary system, endocrine system, cardiovascular system and lymphatic system
- Understand the requirements for providing laser and light skin rejuvenation treatments
- Understand the requirements for providing laser and light hair reduction treatments

CORE (MANDATORY) UNITS ARE AS FOLLOWS

- Monitor and maintain health and safety practice in the salon
- Client care and communication in beauty related industry
- Laser and light treatments for skin rejuvenation
- Laser and light treatments for hair removal



ENTRY REQUIREMENTS – ONE OF THE FOLLOWING:

- Level 3 Beauty Therapy Qualified covering 'Facial Electrotherapy', 'Providing Facial Skincare' and 'Remove Hair with Waxing' units
 - Evidence of suitability for learning at Level 4
- PLUS**
- Fluency in English Language



COURSE FORMAT

- Observation of consultation and practice
- Case-based discussions
- Feedback from supervisor / assessor or other members of the team
- Feedback from clients / patients
- Tutorial / discussions or lecture attendance
- Work-based learning assignments



ASSESSMENT METHODS/TASKS

- CIBTAC qualifications are assessed externally by practical examinations and Multiple Choice Theory papers

LEVEL 5

LASER & LIGHT

 Hours Of Study: 20

 Credit Value: 2

 Practical Day: 1

LEVEL 5: VASCULAR & TATTOO REMOVAL

This course provides the learner with advanced knowledge and skills to apply Laser and Light treatment for vascular and tattoo removal.

SUCCESSFUL COMPLETION OF TRAINING ENABLE PRACTITIONERS TO DELIVER:

Treatment for tattoo removal and vascular lesions with appropriate laser and light devices (excluding periorbital rim)

AREAS OF STUDY INCLUDE:

Principles Of Lasers, IPL and LED and Equipment

- Safety protocols
- Various laser, IPL and LED delivery systems
- Various wavelengths and how they penetrate skin and eye tissue differently
- Q-switched laser technology and difference between active and passive
- Effects of different pulse lengths
- Effects of different beam diameters

Clinical Practice

- Common benign skin lesions and conditions
- Limitations of application
- Complications and Contra-indications
- Appropriate pre and post care

Principles and Procedures for Treatment

- Analyse various tattoo types, inks and pigment
- Apply appropriate wavelength for specific pigments
- Alternative treatment methods



ENTRY REQUIREMENTS

- Completion of Level 4 Laser & Light Therapy covering both Hair Removal and Skin Rejuvenation
- Evidence of suitability for learning at Level 5

PLUS

- Fluency in English Language



COURSE FORMAT

- Observation of consultation and practice
- Case-based discussions
- Feedback from supervisor / assessor or other members of the team
- Feedback from clients / patients
- Tutorial / discussions or lecture attendance



ASSESSMENT METHODS/TASKS

- Practical Treatments
- Case Studies

LEVEL 6

LASER & LIGHT

 Hours Of Study: 20

 Credit Value: 2

 Practical Day: 1

FRACTIONAL LASER & PIGMENTATION TREATMENTS

This fully comprehensive course in the removal of benign skin lesions provides you with a versatile and lucrative addition to your treatment portfolio.

SUCCESSFUL COMPLETION OF TRAINING ENABLE PRACTITIONERS TO DELIVER:

Fractional laser treatment and pigmentation using IPL and laser (excluding periorbital rim)

AREAS OF STUDY INCLUDE:

Principles Of Lasers, IPL and LED and Equipment

- Safety protocols
- Various laser, IPL and LED delivery systems and optical radiation-tissue interactions
- Various wavelengths and how they penetrate skin and eye tissue differently
- Q-switched laser technology and difference between active and passive
- Effects of different pulse lengths and beam diameters
- Laser wavelengths and pulse durations vs. non ablative wavelengths
- Fractional and non-fractional delivery

Clinical Practice

- Common types of pigmentation: sun damage, melasma, actinic lentigo and appropriate wavelength for treatment
- Limitations of application
- Complications and Contra-indications
- Appropriate pre and post care

General Industry Knowledge

- Assess manufacturer device manuals, protocols, guidelines and device training.



ENTRY REQUIREMENTS – ONE OF THE FOLLOWING:

- Completion of Level 5 Vascular & Tattoo Removal
- Evidence of suitability for learning at Level 6

PLUS

- Fluency in English Language



COURSE FORMAT

- Observation of consultation and practice
- Case-based discussions
- Feedback from supervisor / assessor or other members of the team
- Feedback from clients / patients
- Tutorial / discussions or lecture attendance



ASSESSMENT METHODS/TASKS

- Practical Treatments
- Case Studies
- Report On General Industry Knowledge



**COSMETIC PRACTICE
IN SKIN & BODY**

LEVEL 4

DERMAPLANING

 Hours Of Study: 20

 Credit Value: 2

 Practical Day: 1

Dermaplaning is a safe and highly effective physical exfoliation procedure. It requires the use of a sterile, surgical scalpel to gently 'shave' the skin's surface, removing the top-most layer of dead skin along with fine vellus hair (aka peach fuzz).

SUCCESSFUL COMPLETION OF TRAINING ENABLE PRACTITIONERS TO DELIVER:

- Dermaplaning Treatment

AREAS OF STUDY INCLUDE:

Principles of Treatment

- Introduction to Dermaplaning
- Hygiene, Health & Safety
- Legislation

Client Care

- Carry out successful consultation and analyse the clients needs as well as suitability for treatment
- Pre and post-treatment care

Dermatology and Treatment Techniques

- Skin types, skin analysis and skin diseases

Approaches of Treating

- Setting-up for Treatment
- Treatment Protocol
- Contraindications
- Combine dermaplaning with other skin treatments

Practical Training



ENTRY REQUIREMENTS - ONE OF THE FOLLOWING:

- Level 3 Beauty Therapy Qualified
- Evidence of suitability of learning at Level 4

PLUS

- Fluency in English Language



COURSE FORMAT

- Observation of consultation and practice
- Case-based discussions
- Feedback from supervisor / assessor or other members of the team
- Feedback from clients / patients
- Tutorial / discussions or lecture attendance
- Work-based learning assignments



ASSESSMENT METHODS/TASKS

- Practical Treatments
- Case Studies



ACCREDITATION

This course is independently accredited by OCN-Credit4Learning, it is therefore meet industry standards, local authority requirements and recognised by most insurance companies.

LEVEL 4

PLASMA SKIN TREATMENT

 Hours Of Study: 30

 Credit Value: 3

 Practical Day: 1

This training will cover all the knowledge and skills you will need to carry out Plasma Skin Treatment safely and effectively.

SUCCESSFUL COMPLETION OF TRAINING ENABLE PRACTITIONERS TO DELIVER:

- Fibroblast Plasma Skin Lifting Treatments

AREAS OF STUDY INCLUDE:

The Plasma Skin Treatment Method

- Physics of plasma
- The use of Electrical arcing device
- General operation

Understanding Clients Needs

- Carry out successful consultation and analyse the clients needs as well as suitability for treatment
- Pre and post-treatment care

Contra-indications and Complications

- Treatment contra-indications
- Common and serious side effects and complications
- Effectively treat complications or refer on if appropriate

Practical Training

- General skin tightening
- Eyelid tightening
- Crow's feet attenuation
- Acne scar and chickenpox scar attenuation
- Smoker lines attenuation
- Brown and age spots removal
- General benign skin lesions removal
- Xanthelasma removal



ENTRY REQUIREMENTS – ONE OF THE FOLLOWING:

- Level 3 Beauty Therapy Qualified
- Evidence of suitability of learning at Level 4

PLUS

- Fluency in English Language



COURSE FORMAT

- Observation of consultation and practice
- Case-based discussions
- Feedback from supervisor / assessor or other members of the team
- Feedback from clients / patients
- Tutorial / discussions or lecture attendance
- Work-based learning assignments



ASSESSMENT METHODS/TASKS

- Practical Treatments
- Case Studies



ACCREDITATION

This course is independently accredited by OCN-Credit4Learning, it is therefore meet industry standards, local authority requirements and recognised by most insurance companies.

LEVEL 4

FACIAL ELECTRICALS

 Hours Of Study: 20

 Credit Value: 2

 Practical Day: 1

ADVANCED ELECTRICAL APPLICATION FOR FACE

This course gives you the understanding and application of a variety of face electrical treatments, including: Radio Frequency, HIFU, Dermabrasion. It will enable you to utilise these treatments for your clients and deliver a personalised approach.

SUCCESSFUL COMPLETION OF TRAINING ENABLE PRACTITIONERS TO DELIVER:

- Radio Frequency Skin Lifting
- HIFU Treatments
- Dermabrasion Treatments

AREAS OF STUDY INCLUDE:

Understand the variety of treatments

- How the treatments affect the skin
- How the treatments affect each other

Understanding Clients Needs

- Carry out successful consultation and analyse the clients needs as well as suitability for treatment
- Pre and post-treatment care

Risks, Contra-indications and Complications

- The need to create a safe, sterile practice environment
- Potential risks
- Treatment contra-indications
- Common and serious side effects and complications
- Effectively treat complications or refer on if appropriate

Practical Training



ENTRY REQUIREMENTS – ONE OF THE FOLLOWING:

- Level 3 Beauty Therapy Qualified
- Evidence of suitability of learning at Level 4

PLUS

- Fluency in English Language



COURSE FORMAT

- Observation of consultation and practice
- Case-based discussions
- Feedback from supervisor / assessor or other members of the team
- Feedback from clients / patients
- Tutorial / discussions or lecture attendance
- Work-based learning assignments



ASSESSMENT METHODS/TASKS

- Practical Treatments
- Case Studies



ACCREDITATION

This course is independently accredited by OCN-Credit4Learning, it is therefore meet industry standards, local authority requirements and recognised by most insurance companies.

LEVEL 4

BODY ELECTRICALS

 Hours Of Study: 40

 Credit Value: 4

 Practical Day: 2

ADVANCED ELECTRICAL APPLICATION FOR BODY

This course gives you the understanding and application of a variety of body electrical treatments, including: Cryo Therapy, Cavitation, Radio Frequency and HIFU. It will enable you to utilise these treatments for your clients and deliver a personalised approach.

SUCCESSFUL COMPLETION OF TRAINING ENABLE PRACTITIONERS TO DELIVER:

- Cryo Therapy For Fat Reduction
- Cavitation Slimming Treatments
- Radio Frequency for Skin Tightening, Lifting and Cellulite Treatments
- HIFU Non-Surgical Skin Lifting

AREAS OF STUDY INCLUDE:

Understand the variety of treatments

- How the treatments affect the body
- How the treatments affect each other

Understanding Clients Needs

- Carry out successful consultation and analyse the clients needs as well as suitability for treatment
- Pre and post-treatment care

Risks, Contra-indications and Complications

- The need to create a safe, sterile practice environment
- Potential risks
- Treatment contra-indications
- Common and serious side effects and complications
- Effectively treat complications or refer on if appropriate

Practical Training



ENTRY REQUIREMENTS – ONE OF THE FOLLOWING:

- Level 3 Beauty Therapy Qualified
- Evidence of suitability of learning at Level 4

PLUS

- Fluency in English Language



COURSE FORMAT

- Observation of consultation and practice
- Case-based discussions
- Feedback from supervisor / assessor or other members of the team
- Feedback from clients / patients
- Tutorial / discussions or lecture attendance
- Work-based learning assignments



ASSESSMENT METHODS/TASKS

- Practical Treatments
- Case Studies



ACCREDITATION

This course is independently accredited by OCN-Credit4Learning, it is therefore meet industry standards, local authority requirements and recognised by most insurance companies.

LEVEL 4

BLEMISH REMOVAL

 Hours Of Study: 40

 Credit Value: 4

 Practical Day: 2

This fully comprehensive course in the removal of benign skin lesions provides you with a versatile and lucrative addition to your treatment portfolio.

SUCCESSFUL COMPLETION OF TRAINING ENABLE PRACTITIONERS TO DELIVER:

Removal of skin lesions utilising Theromlysis and Cryotherapy, which are not indicated for medical-only treatment.

AREAS OF STUDY INCLUDE:

Understand Cryotherapy and Themolysis

- The basic principles of physics which underpin clinical application of Cryotherapy and Themolysis treatment
- Relevant health and safety protocols

Principles and Procedures for Treatment

- Differences between common benign skin lesions and conditions
- Limitations of application in the treatment of common benign skin lesions and conditions and when to refer on.
- Deal with complications
- Appropriate pre and post care including wound care and sun protection

Clinical Practice

- Alternative procedures for common benign skin lesions and conditions
- Contra-indications
- Patient selection including skin type, indication and treatment choice



ENTRY REQUIREMENTS – ONE OF THE FOLLOWING:

- Level 3 Beauty Therapy Qualified
- Evidence of suitability of learning at Level 4

PLUS

- Fluency in English Language



COURSE FORMAT

- Observation of consultation and practice
- Case-based discussions
- Feedback from supervisor / assessor or other members of the team
- Feedback from clients / patients
- Tutorial / discussions or lecture attendance



ASSESSMENT METHODS/TASKS

- Practical Treatments
- Case Studies



ACCREDITATION

This course is independently accredited by OCN-Credit4Learning, it is therefore meet industry standards, local authority requirements and recognised by most insurance companies.



PERMANENT MAKEUP

LEVEL 4

PERMANENT MAKEUP

 Hours Of Study: 150

 Credit Value: 15

 Practical Day: 6

LEVEL 4 ENHANCE APPEARANCE WITH MICROPIGMENTATION TREATMENTS

Permanent Cosmetics, also known as Micropigmentation, is a form of cosmetic tattooing to create make-up effects to enhance facial features.

This is a comprehensive Permanent Cosmetics training course that includes all the essential knowledge and skills to provide some of the most popular Permanent Make-up treatments including brows, eyes and lips.

AREAS OF STUDY INCLUDE:

In foundation theory part, you will learn:

- Permanent Cosmetics treatment and its history
- Safety, sanity and hygiene requirements
- Anatomy and physiology relevant to treatments
- Skin, skin disorders and viral infections
- Colour theory and pigments used in Permanent Makeup treatments
- Facial features and cosmetic artistry
- Client consultation and analysis with cosmetic artistry

In practical part, you will learn:

- Prepare for treatments: set up, appropriate products, tools and equipment selection accordingly to clients needs
- Provide appropriate customer care, client follow up, pre and after care advice
- Carry out Permanent Cosmetics Treatments on various facial areas with different techniques:
 - Eyebrow Treatment: Powdered Brows, Hair Stroke Techniques
 - Eyes: Eyeliner, Natural Eye Enhancement
 - Lips: Lip Liner, Lip Blush, Full Lip Colour



ENTRY REQUIREMENTS – ONE OF THE FOLLOWING:

Candidates need to have a Level 3 Beauty Therapy and/or a regulated Level 3 pathway qualification in cosmetic practice. Including but not limited to: Level 3 Certificate in the Principles of Cosmetic Practice; Level 3 Diploma in Beauty Therapy (General) etc.



COURSE FORMAT

- Observation of consultation / communication
- Case-based discussions
- Feedback from supervisor / assessor or other members of the team
- Tutorial / discussions or lecture attendance
- Critical incident recording, analysis and reporting



ASSESSMENT METHODS/TASKS

- Question paper(s)
- Observation of practicals
- Portfolio of evidence including case studies



ACCREDITATION

This course is independently accredited by OCN-Credit4Learning, it is therefore meet industry standards, local authority requirements and recognised by most insurance companies.



**SPECIALIST
AESTHETIC COURSE**

LEVEL 4-7

PRP THERAPY

 Hours Of Study: 20

 Credit Value: 2

 Practical Day: 1

PLATELET RICH PLASMA (PRP) IN AESTHETIC PRACTICE

The purpose of this course is to provide overview of Platelet Rich Plasma treatment and its application in aesthetic practice including skin rejuvenation and hair loss.

SUCCESSFUL COMPLETION OF TRAINING ENABLE PRACTITIONERS TO DELIVER:

- Platelet Rich Plasma with Skin Microneedling
- Platelet Rich Plasma with Advanced Microneedling and Mesotherapy (for advanced trainees)

AREAS OF STUDY INCLUDE:

Background of Platelet Rich Plasma Treatment and It's Application in Aesthetics

- History of PRP and its use in medicine
- PRP applications in facial aesthetics and hair loss
- Pharmacology and Toxicology of PRP
- Anatomy and Physiology of skin and hair

Client Consultation and Management

- Manage client/patient expectations
- Importance of obtaining valid consent
- How to achieve safe and predicable outcome

PRP Treatment Process and How To Mitigate Risk

- Complication management and indemnity insurance information
- Extraction, Preparation and dosage management
- Various application techniques (face, neck, and head)
- Maintain predictable outcomes

Practical Training

Phlebotomy and First Aid are included in all our PRP training courses.



ENTRY REQUIREMENTS – ONE OF THE FOLLOWING:

- Completion of Level 4 Skin Micro-needling
- Evidence of suitability of learning at Level 4

PLUS

- Fluency in English Language



COURSE FORMAT

- Observation of consultation and practice
- Case-based discussions
- Feedback from supervisor / assessor or other members of the team
- Feedback from clients / patients
- Tutorial / discussions or lecture attendance
- Critical incident recording, analysis and reporting



ASSESSMENT METHODS/TASKS

- Oral Test Q&A
- Case Studies
- Practical Treatments



ACCREDITATION

This course is independently accredited by OCN-Credit4Learning, it is therefore meet industry standards, local authority requirements and recognised by most insurance companies.

LEVEL 3 PHLEBOTOMY

 Hours Of Study: 20

 Credit Value: 2

 Practical Day: 1

PHLEBOTOMY IN AESTHETIC PRACTICE

This training provides you with the knowledge and practical skills to correctly taking blood from patient for aesthetic treatment purpose. It is part of our 'Platelet Rich Plasma' training courses. We can also offer this training as a stand-alone course if you wish.

AREAS OF STUDY INCLUDE:

Health and Safety Associated with Phlebotomy in Aesthetics

- Anatomy and Physiology of the arm
- Infection control principles
- Potential complications during and after taking blood
- Needle stick injuries
- Correct sharps disposal

Practical Application of Phlebotomy

- Appropriate site selection of good and bad veins
- Correctly apply a tourniquet
- Common types of equipment used in venipuncture and how to use them
- Correct process of taking blood
- Use the vacutainer system to collect a blood sample

Importance of Correct Patient Identification and Informed Consent

- Appropriate client consent and informed consent
- Inform patient/client of expected consequences and time-scales

Practical Training

Phlebotomy and First Aid are included in all our PRP training courses.



ENTRY REQUIREMENTS – ONE OF THE FOLLOWING:

- Completion of Level 4 Basic Foundation to Aesthetic Practice
- Evidence of suitability for learning at Level 4

PLUS

- Fluency in English Language



COURSE FORMAT

- Observation of consultation and practice
- Feedback from supervisor / assessor or other members of the team
- Feedback from clients / patients
- Tutorial / discussions or lecture attendance
- Critical incident recording, analysis and reporting



ASSESSMENT METHODS/TASKS

- Written Assessment x 1
- Practical Treatments

LEVEL 3 FIRST AID

 Hours Of Study: 20

 Credit Value: 2

 Practical Day: 1

FIRST AID FOR AESTHETIC PRACTICE

The purpose of this training is to ensure you are ready with the skills and confidence to help your clients immediately should something go wrong and be able to help them promptly and appropriately if they experience a medical emergency at your premises.

AREAS OF STUDY INCLUDE:

First Aid including Anaphylaxis

- Common types of emergency and how to identify them
- First aid procedures

Practical Training

Phlebotomy and First Aid are included in all our PRP training courses.



ENTRY REQUIREMENTS – ONE OF THE FOLLOWING:

- Completion of Level 4 Basic Foundation to Aesthetic Practice
- Evidence of suitability for learning at Level 4

PLUS

- Fluency in English Language



COURSE FORMAT

- Observation of consultation and practice
- Feedback from supervisor / assessor or other members of the team
- Feedback from clients / patients
- Tutorial / discussions or lecture attendance
- Critical incident recording, analysis and reporting



ASSESSMENT METHODS/TASKS

- Practical
- Q&A

A close-up portrait of a woman's face, focusing on her eyes and nose. She has brown hair and eyes. A pink rectangular overlay is positioned on the left side of the image, containing white text. The background is a soft, out-of-focus light color.

Stand Alone eLearning

- Level 7 Aligned Injectable eLearning
- Core of Knowledge (coming soon)
- Covid Infection Control (coming soon)

LEVEL 7 ALIGNED INJECTABLE eLearning

For students wishing to progress into injectables (Botox, Dermal Filler). This is a distance based standalone injectable e-learning programme maps directly to the requirements of L7 cosmetic guidelines.

It is a CPD course and not a qualification and as such can be offered to **Healthcare Professionals and and Healthcare Professionals alike** and can be offered as a standalone product in its own right.

WHAT IS INCLUDED:

Following units will be taught in this CPD accredited Level 7 aligned eLearning:

- Toxin and filler
- Law and ethics
- Dermatology
- Cosmetic psychology
- Consultation skills

Upon completion of the course, you will receive an CPD certificate.

COURSE ADVANTAGES

- Develop CPD accredited knowledge against the latest injectables guidelines from the comfort of your own home.
- This course will keep you up to speed in BT/ DF knowledge as you progress through the only true and full path of academic progression from Level 4-7 in ISO aligned Skin Rejuvenation.
- You are purchasing a lifetime licence, which includes periodic updates to ensure it maintains alignment with the latest guidelines over time – this is an attribute that cannot be achieved via classroom based learning without undertaking further courses at cost



WHO IS THIS FOR?

- Anyone practicing or intending to practice injectable aesthetic therapies.
- Available to both healthcare professionals and non-healthcare professionals



COURSE FORMAT

- Distant learning via our online learning management system
- Immediate access upon confirmation of enrolment



PRACTICAL TRAINING

Completion of this eLearning course can be used as a prerequisite to access later hands on foundation injectables training.

We believe in client safety and so all ART practitioners must complete the online theory before attending face-face injectables training sessions.



COURSE PRICE

£999 (including VAT)



BUSINESS ENHANCEMENT



Marketing Overview

It is a process to allow an organization to focus resources on the greatest opportunities to increase sales and achieve the company's target. Marketing strategy's goal is to increase sales and achieve the target over other competitors. It involves short-term and long-term activities of marketing that has to do with the analysis of a company's situation and conditions to its objectives. The objectives of marketing strategy are to gain sales by acquiring and keeping customers.

A marketing strategy helps convey effective messages with the right mix of marketing approaches that will maximize your sales outcome and marketing activities.

Product Categories	Profit per Year				
	2013	2014	2015	2016	2017
General foods	+620.82	13.9	+920.82	+7207.75	+80.82
Health & Medical	-13.9	+82.94	+238.74	-228.00	-13.9
Art Supply	+82.94	+920.82	+82.94	+238.74	+82.94
Kids & Baby	+659.02	+707.35	+659.02	-13.9	+659.02
Kitchen wear	-229.00	-229.00	+7207.75	+82.94	-229.00
Fashion	-797.75	+659.02	-13.9	+920.82	+7207.75
Furniture	+238.74	-238.74	-229.00	+659.02	+238.74

Growth Percentage

Profit per year of each product: 2013-2017 (in \$ million)



BUSINESS WORKSHOPS

 Hours Of Study: 20

 Credit Value: 2

 Practical Day: 1

INSIGHT TO BEAUTY AND AESTHETIC BUSINESS OPERATION

This workshop provides you with the key insight in day-to-day running of a successful clinic.

AREAS OF STUDY INCLUDE:

Management of Health, Safety and Security

- Implement health, safety and security practice in the clinic Including risk assessment, recommend modification
- Evaluate compliance and manage improvements

Quality Management of Client Care

- Evaluate client care procedures
- Implement and monitor procedures to improve overall client service experience

Salon/Clinic Management

- Roles and responsibilities of employees, working relationships, appraisals
- Contractual regulations of employment and legislations affects employment in salon
- Factors to be considered when employing subcontractors
- Product and service planning and management including stock, facilities, client records and to allocate staff to meet operational objectives
- Maintain and increase salon revenue



ENTRY REQUIREMENTS – ONE OF THE FOLLOWING:

Learners should either be working in or aspiring to join the Beauty Industry if possible.

They should ideally have: a good general education, including GCSE Mathematics and English, A* – C. This may also include achievement of Functional Skills or Essential Skills in Mathematics and English



TRAINING FORMAT

- Observation of consultation and practice
- Case-based discussions
- Feedback from supervisor / assessor or other members of the team
- Tutorial / discussions or lecture attendance
- Work-based learning assignments

BUSINESS WORKSHOPS

 Hours Of Study: 10

 Credit Value: 1

 Practical Day: 1

MARKETING YOUR BEAUTY & AESTHETIC BUSINESS

This training course aim to give you an overview of brand management and how to effectively market your business. It also covers common practices and useful tips that you can take and implement in your practice.

AREAS OF STUDY INCLUDE:

Target Audience and Brand Persona

- Define your brand
- Know your target audience
- Market Research and Competitor Review

Develop Effective Marketing Campaign

- Business Goals and Marketing Objectives
- Marketing Communication Channels

Digital Marketing

- Social Media and Content Creation
- Website Optimisation and SEO
- Email Marketing Automation
- Paid Advertising

Data Analysis and Measure Your ROI

- Business Goal and Marketing Objectives
- How to set up effective KPI

Industry Practice & Guidelines

- Tools and resources
- Choose your team
- Advertising Guidelines
- GDPR



ENTRY REQUIREMENTS – ONE OF THE FOLLOWING:

- A good general education, including GCSE Mathematics and English, A* - C. This may also include achievement of Functional Skills in Mathematics and English

PLUS

- Fluency in English Language



COURSE FORMAT

- Case-based discussions
- Tutorial / discussions or lecture attendance
- Work-based learning assignments



FOUNDATION BEAUTY QUALIFICATIONS

CIBTAC LEVEL 2 BEAUTY THERAPY

 Hours Of Study: 336-352

 Credit Value: 38-40

CIBTAC LEVEL 2 DIPLOMA IN BEAUTY THERAPY



This is a comprehensive course that includes both basic practical skills and essential knowledge required in the beauty industry.

This is a regulated qualification within OFQUAL framework. It is aimed at equipping therapists with skills required for work in salons, destination/day spas, cruise ships, within departmental stores as sales representatives and in training roles.

UNITS & AREAS OF STUDY

You are required to achieve 8 core mandatory units and at least one optional unit within this qualification.

Mandatory Units

1. Follow health and safety practice in the salon
2. Client care and communication within beauty related industries
3. Salon reception duties
4. Provide facial skincare
5. Remove hair using waxing techniques
6. Provide manicure treatments
7. Provide pedicure treatments
8. Apply makeup

Optional Units

1. Provide eyelash and eyebrow treatments
2. Provide thermal auricular therapy



ENTRY REQUIREMENTS – ONE OF THE FOLLOWING:

Learners should either be working in or aspiring to join the Beauty Industry if possible.

They should ideally have a good general education, including GCSE Mathematics and English, A* – C. This may also include achievement of Functional Skills in Mathematics and English



COURSE DURATION

Training will be held in a small group environment.

- 1 Day per week - 20 weeks, or
- 2 Days per week - 12 weeks



ASSESSMENT METHODS/TASKS

- External Exam including MCQ questions and Practical demonstrations are carried out and marked by CIBTAC
- Portfolio and evidence of learning will also be reviewed at the time of exam



UPON COMPLETION

CIBTAC's Level 3 Diploma is a natural progression from Level 2 beauty therapy qualifications and is required by most spas and salons within the industry.

CIBTAC LEVEL 3 BEAUTY THERAPY

 Hours Of Study: 346-409

 Credit Value: 38-46

CIBTAC LEVEL 3 DIPLOMA IN BEAUTY THERAPY



This is a comprehensive course that includes both basic practical skills and essential knowledge required in the beauty industry.

This is a regulated qualification within **OFQUAL framework**. It is aimed at equipping therapists with skills required for work in salons, destination/day spas, cruise ships, within departmental stores as sales representatives and in training roles.

UNITS & AREAS OF STUDY

This diploma is made up from 4 mandatory units and 1 optional unit.

Mandatory Units

1. Monitor and maintain health and safety practice in the salon
2. Provide facial electrotherapy treatments
3. Provide body electrotherapy treatments
4. Provide body massage

Optional Units

1. Apply microdermabrasion
2. Provide self-tanning
3. Provide electrical epilation
4. Apply stone therapy massage
5. Provide Indian Head Massage



ENTRY REQUIREMENTS – ONE OF THE FOLLOWING:

Learners should either be working in or aspiring to join the Beauty Industry if possible.

They should ideally have a good general education, including GCSE Mathematics and English, A* – C. This may also include achievement of Functional Skills in Mathematics and English



COURSE DURATION

Training will be held in a small group environment.
• 4 Days per week - 7.5 months



ASSESSMENT METHODS/TASKS

- External Exam including MCQ questions and Practical demonstrations are carried out and marked by CIBTAC
- Portfolio and evidence of learning will also be reviewed at the time of exam



UPON COMPLETION

You will be able to work as a beauty therapist in salons, destination/day spas, cruise ships, or you can work as a mobile beauty therapist and set up your own business.

This qualification also enable you to proceed into further study in Level 4 and above aesthetic courses including Laser & Light, Skin Rejuvenation, and much more.

CIBTAC LEVEL 3

ANATOMY, PHYSIOLOGY

 Hours Of Study: 154

 Credit Value: 15

CIBTAC LEVEL 3 CERTIFICATE IN ANATOMY, PHYSIOLOGY AND PATHOLOGY



This course will provide you with all of the necessary underpinning knowledge of anatomy and physiology to enable you to understand the human body and its structures and functions, in order that they might safely and confidently apply all complementary therapy treatments.

This is a regulated qualification. The basis of all confident and competent therapy treatments lies in a complete knowledge by the Therapist of the anatomical structures and systems in the area to be treated, and an understanding of how they will be affected by treatment application.

YOU WILL BE ABLE TO:

- Have the understanding of anatomy, physiology and pathologies
- Identify when and how a Client may be contra-indicated to treatment
- Know when you might safely and confidently apply all complementary therapy treatments

CONTENT OF THE COURSE WILL COVER:

- Organisation of the body and relevant terms: Cells, Tissues, Organs, Systems, etc
- Structure, function, growth, repair and pathologies of the hair, nails and skin
- Foundation knowledge of the Systems including Skeletal system, Muscular system, Nervous system, Endocrine system, Respiratory system, Cardio vascular system, Lymphatic system, Excretory system, reproductive system



ENTRY REQUIREMENTS – ONE OF THE FOLLOWING:

Learners should either be working in or aspiring to join the Beauty Industry if possible.

They should ideally have a good general education, including GCSE Mathematics and English, A* – C. This may also include achievement of Functional Skills in Mathematics and English



COURSE DURATION

- 2 Weeks
- Distance learning is available, which includes self-study materials, email/phone support, individual tutorials and Q&A sessions



ASSESSMENT METHODS/TASKS

- External Exam will be carried out and marked by CIBTAC
- Portfolio and evidence of learning will also be reviewed at the time of exam



UPON COMPLETION

The knowledge within this qualification is a pre-requisite for many continuing professional development courses providing additional skills.




Achievement of this Level 3 Certificate will also provide essential knowledge underpinning many of the Level 4+ aesthetic courses.



LASHES & BROWS



AU NATURAL LASH ENHANCEMENT

	Hours Of Study: 50
	Credit Value: 5
	Practical Day: 1

This course is for anyone who would like to learn about lash treatments and advanced into lash extension trainings.

You can learn essential knowledge and skills to provide basic lash treatments including:

- Lash Tinting
- Lash Perm
- Lash Lift

COURSE STRUCTURE - THEORY PART

We structure our Au Natural Lash Enhancement training into theory and practical sections. In the theory part you will learn about:

- Structure and function of the skin and hair, including diseases and disorders of the skin and hair
- Common lash enhancement treatments, as well as contra-actions that may occur during and following treatments and how to respond

COURSE STRUCTURE - PRACTICAL PART

In the practical part of the eyelash course, you will learn about:

- Prepare for treatments, including patch tests before tinting treatment
- Appropriate client communication and recommendation
- Pre and post care advice
- How to carry out following eyelash services: eyelash tinting, eyelash perm, lash lift



ENTRY REQUIREMENTS -

You don't need to have any previous relevant background to be able to take this course.



COURSE FORMAT

- Observation of consultation and practice
- Case-based discussions
- Feedback from supervisor / assessor or other members of the team
- Feedback from clients / patients
- Tutorial / discussions or lecture attendance
- Critical incident recording, analysis and reporting



ASSESSMENT METHODS/TASKS

- Oral Test Q&A
- Practical Treatments
- Case Studies Portfolios



ACCREDITATION

This course is independently accredited by OCN-Credit4Learning, it therefore meets industry standards, local authority requirements and is recognised by most insurance companies.

EYELASH EXTENSIONS

 **Hours Of Study:** 50

 **Credit Value:** 5

 **Practical Day:** 1-2

SINGLE EYELASH EXTENSIONS (CLASSIC)

This is a treatment that involves applying extensions onto individual lashes with a special medical grade adhesive. As a result, it can create longer, thicker, more beautiful lashes.

Our Single Eyelash Extension Training Course consists of both theory and practical part. You will learn:

- Health, safety and hygiene relevant to treatments
- Anatomy and physiology relevant to eyelash treatments
- Equipment and material of eyelash extension treatments
- Contra-indications
- Consult, prepare and plan for treatments
- Providing eyelash extension treatments involving the use of single lashes, including attach, maintain and remove single lash system
- Aftercare advice

ADVANCED EYELASH EXTENSION (RUSSIAN, HYBRID)

You will learn about specialist techniques in lash extension, including:

- Russian Lashes (Volume Extension)
- Hybrid Lashes

You will learn about the difference between these two treatments and how to adapt the application depends on each individual client's needs.

Within this course, you will also brush up the foundation knowledge and skills relevant to lash treatments. These include Health and Safety, Anatomy and Physiology and Client Consultation. However, the main focus on this course would be the application of Russian Lashes and Hybrid Lashes.



ENTRY REQUIREMENTS

Single Lash Extension: ideally you will have a Level 2 Beauty Therapy qualification or equivalent experience. For delegates without relevant background, we strongly recommend you to complete our Au Natural Lash Enhancement training first before proceeding into our lash extension training courses.

Advanced Lash Extension: you'll need to complete single lash extension training first.



COURSE FORMAT

- Observation of consultation and practice
- Case-based discussions
- Feedback from supervisor / assessor or other members of the team
- Feedback from clients / patients
- Tutorial / discussions or lecture attendance
- Critical incident recording, analysis and reporting



ASSESSMENT METHODS/TASKS

- Oral Test Q&A
- Practical Treatments
- Case Studies Portfolios



ACCREDITATION

This course is independently accredited by OCN-Credit4Learning, it therefore meets industry standards, local authority requirements and is recognised by most insurance companies.

COMPLETE EYEBROW ENHANCEMENT

 Hours Of Study: 60

 Credit Value: 6

 Practical Day: 3

A comprehensive training course for eyebrow treatments. This training course will include the foundation skills and knowledge to carry out following treatments:

- Eyebrow shaping
- Eyebrow tinting
- Threading
- Henna Brow
- Precision Brow

This Eyebrow Enhancement course is ideal for anyone who would like to learn about eyebrow techniques and start their journey to become an eyebrow specialist.

COURSE STRUCTURE - THEORY PART

- Structure and function of the skin and hair, including diseases and disorders of the skin and hair
- Common variety of eyebrow treatments and relevant products
- Contra-indications, contra-actions and how to respond
- How to create eyebrow shape and shade that compliment clients' facial features

COURSE STRUCTURE - PRACTICAL PART

- Prepare for treatments, including patch tests before tinting treatment
- Appropriate client communication and recommendation
- Pre and post care advice
- How to carry out following eyebrow services: Shaping, Tinting, Threading, Henna Brow & Precision Brow



ENTRY REQUIREMENTS

You don't need any previous beauty related background to be able to take this course.



COURSE FORMAT

- Observation of consultation and practice
- Case-based discussions
- Feedback from supervisor / assessor or other members of the team
- Feedback from clients / patients
- Tutorial / discussions or lecture attendance
- Critical incident recording, analysis and reporting



ASSESSMENT METHODS/TASKS

- Oral Test Q&A
- Practical Treatments
- Case Studies Portfolios



ACCREDITATION

This course is independently accredited by OCN-Credit4Learning, it is therefore meet industry standards, local authority requirements and recognised by most insurance companies.



NAIL COURSES

NAIL ENHANCEMENT

 Hours Of Study: 100-150

 Credit Value: 10-15

 Practical Day: 2-4

PROVIDING MANICURE & PEDICURE SERVICES

This course is for anyone who would like to learn about manicure and pedicure treatments. Successful completion of the training will enable you to provide professional manicure and pedicure treatments

COURSE STRUCTURE

- Anatomy and physiology relevant to manicure and pedicure treatments
- Equipment and material for manicure and pedicure
- Nail & skin conditions, contra-indications, contra-actions
- Consult, prepare and plan for treatments
- Providing manicure and pedicure treatment
- Aftercare advice

ADVANCED NAIL ENHANCEMENT

This is an ideal course to go for if you are looking to become a professional Nail Technician. Successful completion of the training will enable you to provide following professional nail services:

- Acrylic (Liquid and Powder)
- UV Gel
- Gel Polish
- Nail Art

COURSE STRUCTURE

- Health, safety, organisational and legal requirements of nail services
- Anatomy and physiology relevant to nail services
- Nail & skin conditions, contra-indications, contra-actions
- Common nail enhancement treatments, including Gel polish, Liquid and Powder (Acrylic), UV Gel
- Consult, prepare and plan for treatments
- Providing nail enhancement services: apply, maintain and remove
- Design and apply nail art
- Aftercare advice



ENTRY REQUIREMENTS -

Manicure & Pedicure: You don't need to have any previous relevant background to be able to take this course.

Advanced Nail Enhancement: Completion of foundation nail trainings including Manicure & Pedicure is required.



COURSE FORMAT

- Observation of consultation and practice
- Case-based discussions
- Feedback from supervisor / assessor or other members of the team
- Feedback from clients / patients
- Tutorial / discussions or lecture attendance
- Critical incident recording, analysis and reporting



ASSESSMENT METHODS/TASKS

- Oral Test Q&A
- Practical Treatments
- Case Studies Portfolios



ACCREDITATION

This course is independently accredited by OCN-Credit4Learning, it therefore meets industry standards, local authority requirements and is recognised by most insurance companies.



TUTOR SUPPORT AND ASSESSMENT

While underpinning knowledge is delivered through flexible e-learning we put great emphasis in providing you with a very personal and 'hands-on' learning experience. Your tutors will be responsible for supporting and mentoring you throughout all elements of your course to motivate and help you. They will arrange regular one to one tutorials and mark and verify your course work as you complete it for the underpinning knowledge elements. They will also conduct assessments of your practical skills and case study completion and ensure that your portfolio is presented to the correct standard for examination.

PRACTICAL SKILLS TRAINING

The practical skills training is delivered by the trained and appointed tutors. Practical assessments will also be the tutor's responsibility and be conducted within the practical training days while you will also be required to complete case studies and end of course practical assessment.

CPD CERTIFICATE FOR ACCREDITED COURSES

Our training courses are independently accredited to the level of industry standard. If you wish to obtain separate CPD certification for the courses that you've been taking, please speak to a member of staff.



HOW TO ENROL

PLEASE NOTE: Due to changes in the way that we are required to collect there is no option of postal enrolment. All trainees will be required to produce their documents in person before the first lesson. Trainees who do not produce their documentation before the first lesson will not be allowed into the class.

1

Choose your course

2

Fill in the application form and return to us. Please also include the certificates of any previous training you have had.

Please return the filled application form with copy of your previous certificates to: info@schoolofaestheticart.co.uk. We will get in contact once we've received and reviewed your application.

3

For all course you will need:

A. Completed Enrolment Form

The form is available online at: www.schoolofaestheticart.co.uk. Alternatively, you can request the form by contacting us via email: info@schoolofaestheticart.co.uk, or call us on 01277632716.

B. Previous Certificate

Please include all the relevant certificates you have had together with your enrolment form.

C. Payment

Credit/debit card payment can be made online. Alternatively, cash, cheque, credit/debit card payments can be made at The School of Aesthetic A.R.T

D. Evidence of ID & Address

You will need to produce photo ID and proof of address - see below for examples:

Photo ID - This must bear your photo and your name.
Current passport, Current Photo Driving License, Workplace Photo ID Card, Freedom Pass, Travel Card ID

Proof of Address - Must be dated and no more than 6 months old at time of enrolment. Council Tax Bill, Utility Bill, Mobile Phone Bill, Bank/Building Society Statement



EMALENE GROVE

- **Founder of School of Aesthetic A.R.T**
- **Founder of A.R.T Aesthetics**
- **Founder of WPR Beauty Spa Cosmetic**
- **Aesthetic Therapist and Permanent Cosmetics Artist with over 20 years of experience**

Emalene Grove is the Founder of ART Aesthetics. Having spent 20 years in the Aesthetic and beauty industry, Emalene has spent a lifetime studying to achieve excellence in all of these fields. Her experience has led her from opening her first salon in 1995, which grew into the award winning salon it is today, WPR Beauty Spa and Cosmetic based in Billericay. Her ventures have led her into salon consultancy, product distribution and brand development and working with large organizations such as Harrods, Urban Retreat and the Thai Square Group.

Emalene developed a passion for Aesthetics early on in her career with her first experience in Permanent Cosmetics. With over 20 years of experience in this field Emalene has mastered her craft and specialised not only in remedial, correctional treatments and treatments for Men, she also has the skill to remove and correct incorrectly or poorly applied permanent make up.

For several years Emalene worked alongside Doctors and Surgeons, running a very successful injectable clinic from WPR, while assisting and providing a support network for patients.

Emalene's love of skin and passion for result driven treatments drew her focus to providing treatment services that worked and harnessed the body's natural healing process in order to provide a curative and preventative approach.

Her wealth of experience and knowledge has led her to the development of A.R.T Aesthetics. She has packaged Beauty and Cosmetics to work in harmony with each other in order to maximise results and provide the client with the very best long term result without the need for surgery.


Her bespoke treatment plans, using specialist pioneering techniques, along with her team of highly experienced handpicked and trained staff, provide the customer with the very best level of care and treatment results that will literally stop time ticking!

Emalene's studies over the last 2 years has focused her attention to the lack of regulation within the industry. She was excited to learn of the possible changes within legislation but disappointed by the lack of industry support and courses available for practitioners to advance their skill set and obtain courses that will comply and meet this recommended legislation change.

Her tenacity for high standards and motivation for client care and attention led her to developing these courses for herself. Not only to ensure her staff complied but to be able to offer this to other industry professionals with the same passion to advance in their careers and learn the knowledge required to provide the client with the best treatment, within safe working practice with the best client care.



SCHOOL OF AESTHETIC A.R.T TEAM



JODI TAYLOR
Aesthetic Nurse &
Student Mentor



Emma Goldsbrough
Beauty Therapy Tutor



Nicola Simms
Beauty Therapy Tutor



Michelle Ponton
Assessor



TINA FAWCETT
PA to Managing Director





AMY LIU
Brand & Quality Assurance



CONTACT US:

Tel: 01277 632716
Email: info@schoolofaestheticart.co.uk
Site: www.SchoolOfAestheticART.co.uk
Add: White Post Farm, Landon Common Road,
Little Burstead, Billericay, Essex, CM12 9SY

  @SchoolOfAestheticART

The background of the entire page is a white surface covered with various splashes of vibrant green paint. Some splashes are large and form intricate, web-like patterns, while others are small, isolated droplets. The splashes are scattered across the page, with a particularly large and detailed splash at the bottom right corner.

01277 632716

f **@SchoolOfAestheticART**

www.SchoolOfAestheticART.co.uk

White Post Farm, Laindon Common Road,
Little Burstead, Billericay, Essex, CM12 9SY